

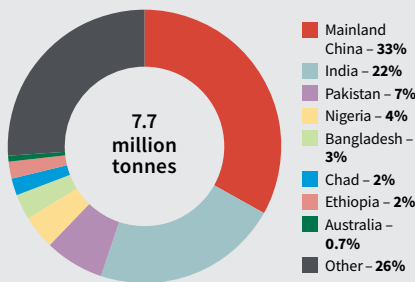


Goatmeat remains a niche protein globally, with consumption closely linked to countries and communities where goats form part of established diets and culinary traditions. Demand is often associated with specific dishes, cooking methods and cultural cuisines, making goatmeat an important protein for key consumer segments.

Globalisation has supported the expansion of goatmeat into markets with limited historical consumption, while increasing interest in novel and differentiated proteins has broadened its appeal among new consumer groups in recent years. Growing consumer interest in health, sustainability and differentiated protein options continues to support a positive demand outlook across key markets.

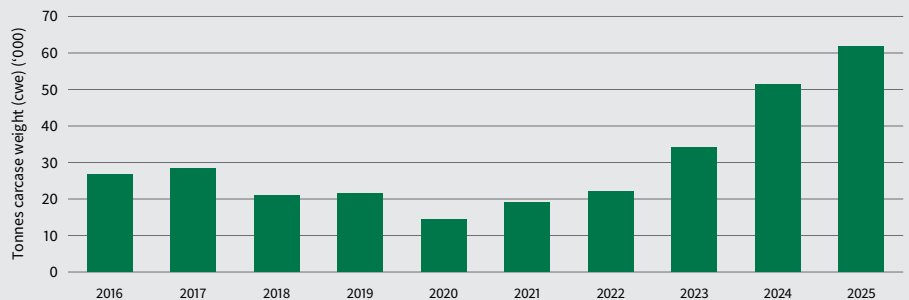
While Australia has a relatively small goat flock, it is the world's largest goatmeat exporter, supplying high-value markets including the United States (US) and Korea. Record production and export volumes have supported greater product availability, helping goatmeat expand beyond foodservice and into retail channels.

Global goatmeat production



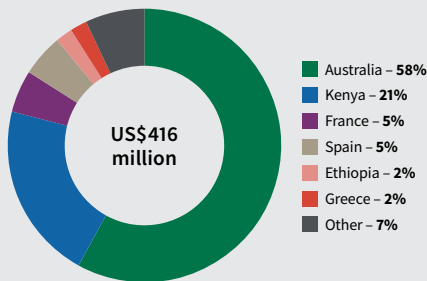
Source: Food and Agriculture Organization (FAO) 2024

Australian goatmeat exports



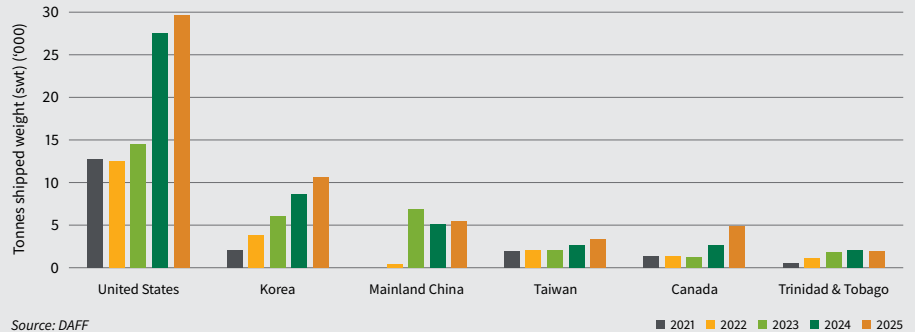
Source: Australian Bureau of Statistics (ABS), Department of Agriculture, Fisheries and Forestry (DAFF), Trade Data Monitor (TDM), MLA calculations

Global goatmeat export value



Source: FAO 2024

Australian goatmeat export volume for top six export markets



Source: DAFF

Australian goatmeat demand will continue to benefit from opportunities in domestic and key global markets by leveraging its strengths and addressing some barriers:

- The widely acknowledged health benefits of goatmeat can be leveraged to meet growing global demand for health, wellness and nutrition.
- Goatmeat is generally considered most suitable for slow, wet cooking methods.
- Opportunities to increase goatmeat trial and consumption could build on cuisines where goatmeat is traditionally used, including South Asian, Caribbean, Middle Eastern, Asian and South American cuisines.
- In key export markets, Australian goatmeat is highly regarded for its quality and sustainability credentials, thanks to the high-standard and free-range production systems.
- The increased supply, together with the expansion of goat-specific processing plants, have improved the availability and consistency of Australian goat meat, boosting buyers' confidence to include goat on menus and retail shelves.
- A challenge across many markets is consumers' lack of access to and familiarity with goatmeat, and their consequently low levels of confidence in preparing and cooking it.
- On menus, goat is often seen as interchangeable with sheepmeat and other red meats, in part driven by a lack of availability, price and differentiation





Production and supply

- In 2025, the Australian goat industry recorded a new production high, exceeding the previous 2024 record by 18%. Since 2020, production has increased fourfold, supported by an extended period of favourable seasonal conditions. Rapid growth in goat supply, increased processing space and improved trade returns have contributed to a sustained production growth and two consecutive years of record production.
- According to the ABS, in 2025 goat slaughter increased 18% year-on-year to a total of 4,049,895 head.

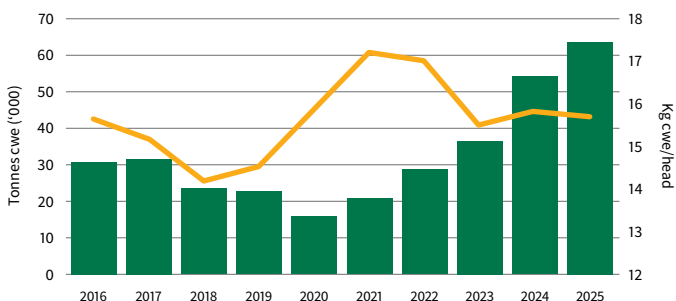
Australian goat slaughter by state – 2025

State	Processed number of head	% change 2025/24
Victoria	1,744,010	+13%
Queensland	1,064,873	+14%
NSW	1,048,821	+19%
SA	151,894	+119%
WA	40,297	+112%
Total	4,049,895	+18%

Source: ABS

- Australian goatmeat production reached a new record in 2025, increasing 14% on the previous high set in 2024 to total 63,672 tonnes carcass weight (cwt).
- Average carcass weights remained relatively stable at 15.5kg/head in 2025, broadly in line with levels recorded since 2023. NSW remained Australia's largest source of goats, with NSW, Queensland and Victoria's processing activity continuing to be strong at more than 1 million goats annually.

Australian goat slaughter numbers and carcass weight

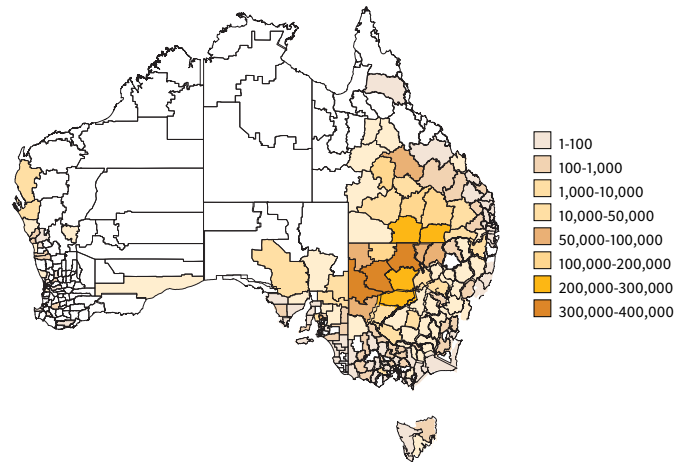


Source: ABS, MLA calculations



- Australia has two main production systems – farmed and harvested. The vast majority of goats are supplied by the harvested rangeland system. However, sustained demand for volume and increasingly for consistency, has supported growth in managed production systems in the long term, contributing to a more reliable supply base. The main production regions are in north-west NSW, with NSW accounting for about 60% of the supply nationally, followed by southern Queensland.

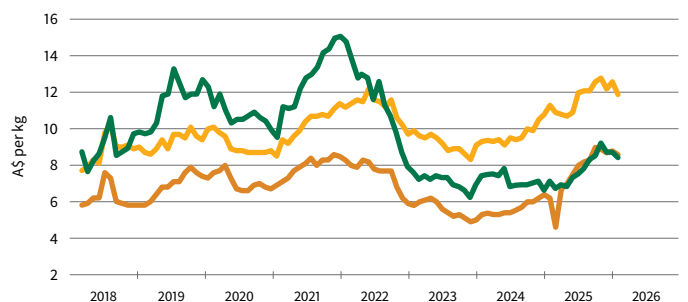
The number of goats supplied for processing from each NLIS¹ region in Australia – FY24–25



Source: Atkinson (2025). Goat Data Collation and Tracking – Goatmeat Industry Update 2024–25, Meat & Livestock Australia, Data Source: Integrity Systems Company. ¹NLIS: National Livestock Identification System is Australia's system for the identification and traceability of cattle, sheep and goats.

- As production has lifted to unprecedented volumes, prices have remained relatively steady since 2023, reflecting the global appetite for goatmeat and the capacity of the markets to absorb larger export volumes. Historically, goatmeat prices have traded between lamb and mutton. More recently, tighter mutton supply has supported higher mutton prices, increasing demand for goatmeat and contributing to goat prices broadly following the same trend.

Average Australian goatmeat and sheepmeat export price



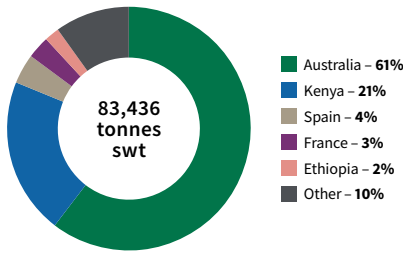
Source: TDM

Exports

- Globally, Australia is a minor producer of goatmeat but is the largest exporter, with a 61% volume share of global goatmeat exports in 2024. Australia's significance in the export market influenced the overall global export value, which lifted to USD \$416 million due to the significant growth in Australian export volume (FAO). Australian goatmeat is almost exclusively exported as frozen skin on carcass (DAFF).
- Since 2023, Kenya has become the the second-largest export country, driven by a combination of increased supply, expanded export capacity, and more competitive pricing than other long lasting exporter suppliers such as Ethiopia. In contrast, Ethiopia's export volumes declined drastically due to significant shortages, poor quality and infrastructure issues which made it less competitive. However, Kenya remains focused mainly on African and Middle Eastern markets rather than competing directly with Australia.

>> Australia continued next page

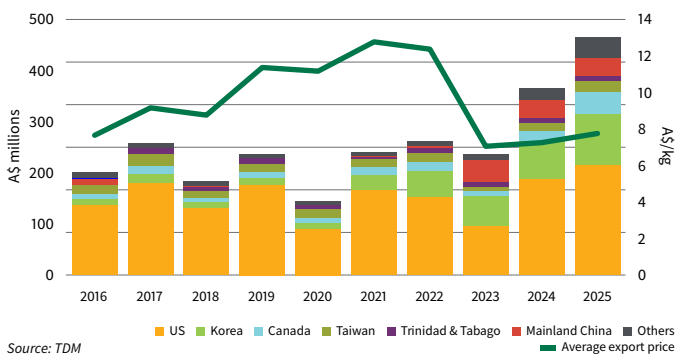
Top global goatmeat exporters by volume



Source: FAO 2024

- In 2025, Australia continued to achieve unprecedented volumes at 61,766 tonnes shipped weight (swt) of goatmeat exports, the highest volume ever recorded. This marked a 20% increase on the previous record attained in 2024. This surge in production, coupled with strong demand, supported this growth.
- In 2025, Australia received a record \$464 million by exporting goatmeat, representing 28% higher value than the previous export record set in 2024.
- The US continues to be the largest single export market for Australia, with a share of 48% of total exports – a decline from the 60% average due to the strong growth of alternative destinations. In 2025, 29,649 tonnes swt was shipped to the US – the highest volume shipped to a single market.
- In 2025, Korea’s demand for Australian goatmeat grew further, rising 23% year-on-year to 10,638 tonnes. Exports to Korea have experienced an 854% volume increase since 2020.
- Mainland China remains a top market for a third consecutive year with a volume of 5,449 tonnes swt, making it Australia’s third-largest export market and accounting for 9% of total exports.
- Canada has become the fourth largest market as the fourth largest market since 2024, due to the fastest growth seen over the last two years. In 2025, 4,973 tonnes swt were exported to this market, an 89% increase on 2024 and a 300% increase on 2023.

Australian goatmeat exports – value and unit value



Source: TDM

Australian goat market summary

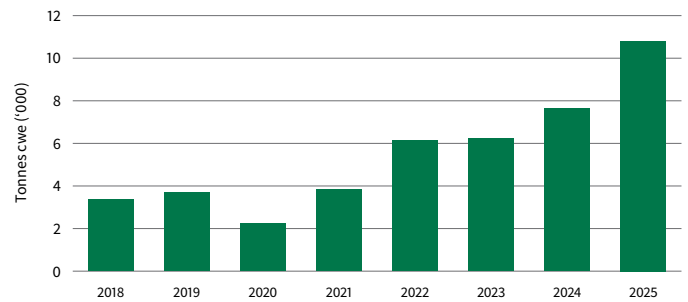
Calendar year	2024	2025	% change 2024–25
Slaughter ('000 head)	3,444	4,049	18%
Average cwe (kg/head)	15.8	15.7	-1%
Production ('000 tonnes cwe)	54.0	63.7	18%
Goatmeat exports ('000 tonnes swt)	51.7	61.8	20%
Goatmeat exports (A\$ millions)	354	464	28%
Live goat exports ('000 head)	14.7	31.2	112%
Live goat exports (A\$ millions)	7.5	4.9	-35%

Source: ABS, DAFF, TDM

Domestic market

- Goatmeat has relatively lower consumer awareness and limited availability in Australia’s major retail and foodservice channels. However, growth in production over the last five years has increased product availability in the domestic market – showing the development of the market.
- Unavailability of goatmeat in the market is one of the key reasons goatmeat consumers haven’t bought goatmeat in recent times. Growth in production has increased product availability in the domestic market, with around 15% of 2025 production remaining in Australia. This has supported steadier supply and helped reduce availability challenges for foodservice and retail. A more consistent presence of goatmeat in the market is gradually supporting domestic market development.

Australian goatmeat domestic utilisation



Source: DAFF slaughter levy, ABS, TDM, MLA calculations

- Compared with other proteins, goatmeat has a smaller presence in Australian household cooking. However, Australia’s growing multicultural population presents a long-term growth opportunity, particularly among young families from South Asian communities, who typically over-index in goatmeat consumption.

MLA Goat Marketing Campaign

Many consumers may not realise Australia leads the world in goatmeat exports, as the idea of consuming goat as a protein source is unfamiliar to many. To help drive awareness and make it more accessible,



Chef Sarah Tiong (left) – Ogni, Surry Hills

MLA has been delivering diverse marketing campaigns, with the most prominent being the ‘Goat Trail’. This initiative aims to drive awareness and accessibility of goatmeat in the domestic market. Customers and consumers are shown where to find and experience goatmeat dishes in different Australian cities. A 10-minute content piece (see link below) was shared in diverse platforms, where host Sarah Tiong (two-time MasterChef contestant and co-owner of Ogni restaurant in Surry Hills) takes diners on a journey to unique restaurants. Each venue presents the versatility of goatmeat, tells the stories behind the dishes, and demonstrates how the meat can be savoured across various cooking styles and cuisines.

Additionally, through *Rare Medium* magazine, MLA creates and disseminates a variety of goat recipes and foodservice trends to inspire local chefs to include goatmeat in their menus.

For more information, click or scan the QR codes to watch the latest Goat Trails:



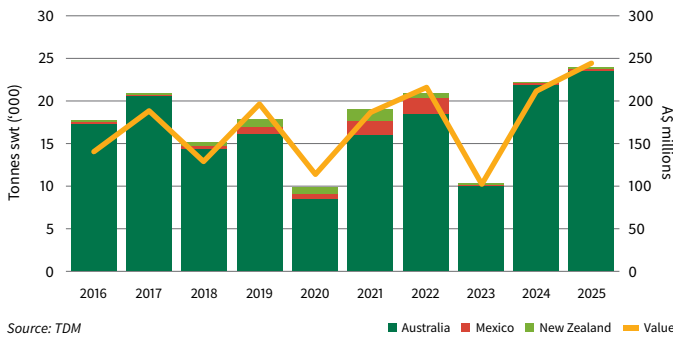


North America

GOATMEAT GLOBAL SNAPSHOT

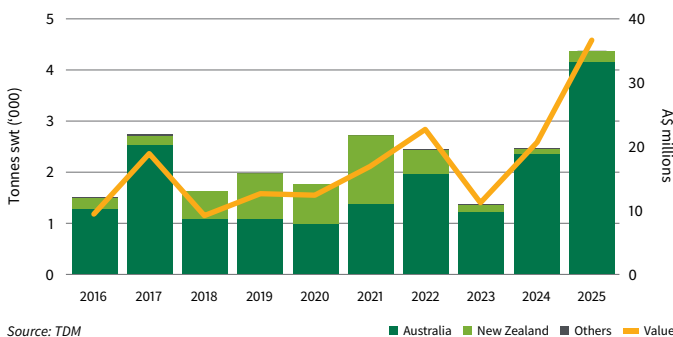
- The US is Australia's single largest goatmeat export market. In 2025, exports continued to grow by 40% year-on-year to an impressive 29,649 tonnes swt, the highest volume ever exported to a single market.
- Canada has remained among the top five export markets for two consecutive years. It had the fastest year-on-year growth of 89%, reaching a total of 4,973 tonnes swt, representing a 300% increase in two years.
- North America has been the largest market for Australian goatmeat for over two decades. This is set to continue and is driven by population growth, demographic change and evolving consumer tastes.
- Australia is the key goatmeat supplier into the US market and accounts for 9% of total goatmeat imports. Small volumes are imported from Mexico and New Zealand, however customers show a preference for Australian supply due to quality, consistency and competitive pricing.

US goatmeat imports



- Canada is the fastest growing market for Australian goatmeat. It has become one of the top five destinations for Australian goatmeat and has overtaken long-lasting Canadian trade partners such as Taiwan and Trinidad & Tobago.
- In 2025, Canada reached a new record import volume of 4,227 tonnes swt with a record value of A\$36 million. Australia dominates the import market, with 95% of the total imports, a lift from 2021 when it only accounted for 50% of imports.
- Canada is seeing growth in goatmeat at retail, particularly in ground and cubed formats. Similarly to the US, it is supported by a diverse population. Goatmeat is promoted as a halal protein option, with demand centered among Middle Eastern and Indian communities across Canada.

Canada goatmeat imports



- Goatmeat buyers are more likely to have Caribbean, African, Asian, Pacific Islander and Central American cultural backgrounds, where goatmeat is part of traditional cuisines. It is also more frequently consumed by those who identify as Hindu and Muslim, with those consumers enjoying more than twice as many goatmeat meals per week than the country average (MLA Global Consumer Tracker 2023).

- Among some groups, goatmeat is seen as interchangeable with mutton and even lamb. A survey of menus featuring goatmeat indicates it often features in curries, stews and other slow-cook dishes and is frequently offered as a protein choice alongside lamb or beef. Cuisines that utilise goatmeat include Indian, Southern Asian, Caribbean, Mexican and Middle Eastern.
- According to a 2025 social listening study, conversations about goatmeat are primarily focused on recipes and meal applications, with strong engagement around ingredients, flavours and pairings. MLA has supported the North American market by sharing and promoting goatmeat recipes to help educate consumers and build confidence in cooking with goatmeat.
- While the US is the largest import market, goatmeat remains a niche protein that is gradually gaining popularity and awareness. As a result, it is becoming increasingly available through a wider range of retailers beyond ethnic markets and specialty butchers. Major supermarket chains such as Whole Foods and Safeway have begun stocking goatmeat, providing greater visibility for consumers.
- More frequent goatmeat buyers tend to be younger, affluent consumers looking for novelty, variety, healthiness and meat raised with high animal welfare standards (MLA Global Consumer Tracker 2023).
- Goatmeat is gaining awareness beyond traditional ethnic consumer segments, supported by growing interest in wild-caught and alternative proteins, such as bison meat. A growing number of consumers are showing interest in the health attributes of lean, high-protein and nutrient-dense meats. This trend highlights the potential for goatmeat to become a more widely recognised protein option among mainstream US consumers.
- The majority of goatmeat entering the US is sold through foodservice. The inclusion of goatmeat on-menu increased over the past few years beyond fine dining, driven by growing interest from operators looking for something different to attract diners (Datassential Menu Matters 2022).
- As many consumers are still largely unfamiliar with goatmeat, some restaurants are using goat in familiar dishes such as grills, burgers and sandwiches to boost consumption. Goat is increasingly promoted as a 'new protein', similar to Wagyu beef, particularly in trendy restaurants and specialty grocery stores (Datassential Menu Trends 2021).
- Foodservice trends in the US present a potential opportunity for expansion of goatmeat. There has been considerable growth in medium to high-end Indian restaurants nationwide, a cuisine wellknown for its use of goatmeat. Increasing popularity of dishes that feature goat such as birria, are shifting the dial on demand.



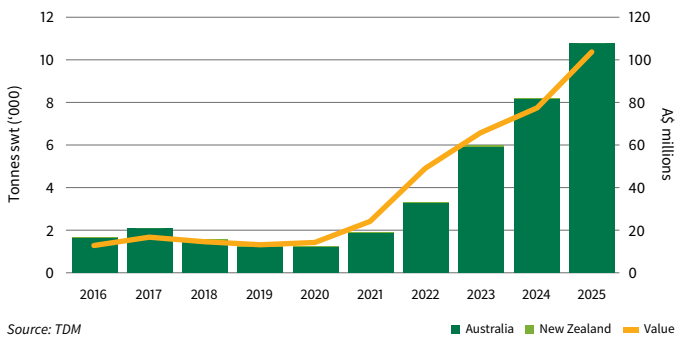
Korea

GOATMEAT GLOBAL SNAPSHOT

- Despite being a niche protein, Korea has a long tradition of consuming goatmeat from both domestic and import sources. Korea has been a growing market for Australian goatmeat in recent years. In 2025, Australian goatmeat exports to Korea surged 23% year-on-year, setting a new record-high volume of 10,638 tonnes swt.
- Exports to this market have gone from about 1,000 tonnes swt in 2020 to more than 10,638 in 2025, positioning Korea as Australia's second-largest export destination. Australia remains the dominant supplier to the Korean market, although small volumes are also imported from New Zealand and Mongolia.
- For the fifth consecutive year, the value of Australian goatmeat exports to Korea reached a new record, rising by 21% in 2025 to become a one hundred million dollar market. Reflecting strong demand, this higher than average export price to Korea is the highest among Australia's major export markets (TDM).

>> Korea continued next page

Korea goatmeat imports



Source: TDM

- Korean consumers' increasing interest in maintaining overall health has been growing demand for food with medicinal properties. Although goatmeat is not a common protein in daily diets, it is consumed by many older Koreans for health benefits. It is typically consumed more during the Sambok period (the hottest days of summer from mid-July to mid-August) in the popular dish Yeomso Tang (goatmeat stew). Furthermore, a recent trend to use goatmeat in health and immunityboosting dishes has further boosted demand for Australian imports.
- Increased interest in health has also grown demand for goat extract ingredients. High and rising prices of local black goats used for medicinal purposes had the effect of increasing demand for alternative imported product, mainly from Australia, and recently canned black goat from Mongolia. In Oriental medicine, goat extract is associated with functional health benefits such as stamina and revitalisation of the body.
- Korea is a fast-paced dynamic market with several players seeking to capitalise on the growing goatmeat demand. The sustained growth of Australian exports improves availability, enabling restaurants and retailers to confidently expand their protein offerings and introduce a wider variety of goatmeat products.
- Korean consumers prefer skin-on goatmeat, which is typically served in specialised restaurants and in wet slow-cook dishes such as stews and soups. However, the rising popularity of goatmeat, coupled with consumers' limited knowledge of its preparation, has created a market opportunity for more convenient and accessible goatmeat products.

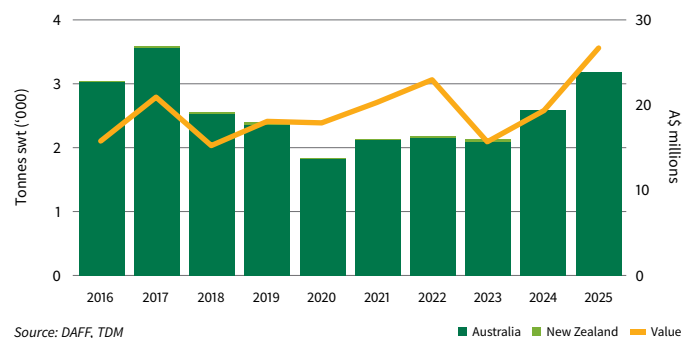
- China stands as the world's leading global producer of goatmeat, with the majority consumed domestically. Within the country, goatmeat has tended to be more popular in the colder northern region of the country as well as in some southern provinces such as Fujian.
- In China, goatmeat is known as a nutritious and 'warming' meat, with consumption tending to be occasional and seasonal, and traditionally prepared skin-on in dishes using slow wet cooking methods.
- Foodservice remains the primary channel through which consumers enjoy goatmeat. However, importers are increasingly distributing Australian goatmeat through retailers in second-tier cities, with gradual expansion into larger cities such as Shanghai.
- In 2025, China approved more Australian processing establishments for chilled and frozen exports, unlocking further growth opportunities in this large market

Taiwan

GOATMEAT GLOBAL SNAPSHOT

- Taiwan has been a major long-standing market for Australian goatmeat. However, since peaking in 2014, import volumes declined up to 2020. Since then, import volumes have been gradually increasing at around 10% annually, reaching 3,287 tonnes swt in 2025. Australia supplies nearly all of Taiwan's goatmeat imports, with New Zealand acting as a minor supplier.
- In 2025, total goatmeat imports were valued at A\$21 million. Over recent years, the value has remained relatively stable compared to other key markets, fluctuating between A\$15 million and A\$22 million. This consistency reflects steady demand, despite global variations in supply and pricing.
- It is estimated that imported goatmeat accounts for about two thirds of domestic consumption. Goatmeat is shipped to Taiwan as frozen skin-on carcasses, processed in market and sold with the skin on.
- Identified as a 'warming tonic' food due to its ability to strengthen and warm the body, goat is typically served in specialised restaurants during winter in traditional slow-cook dishes such as herbal stews and hotpots.
- There is low awareness of the difference between goatmeat and mutton, as the same term is commonly used for both. As a result, consumers often interchange the two, depending on price and availability.

Taiwan goatmeat imports



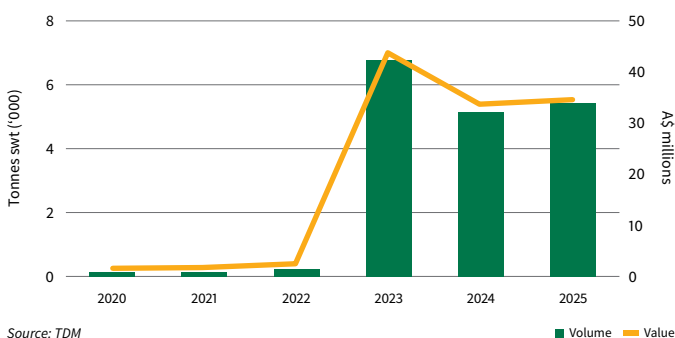
Source: DAFF, TDM

Mainland China

GOATMEAT GLOBAL SNAPSHOT

- Mainland China became one of Australia's top markets in 2023 after a surge in demand for Australian goatmeat. Since then it has been one of Australia's top three markets. In 2025, volumes lifted by 5% on 2024 to 5,449 tonnes swt, positioning China as Australia's third-largest export market after the US and Korea. However, the 2025 volume was 19% lower than the record set in 2023 of 6,757 tonnes swt. This growth has been driven primarily by competitive pricing compared to local products and supported by zero tariffs under the China-Australia Free Trade Agreement which has been in effect since 1 January 2023.

Australian exports to Mainland China



Source: TDM



Chinese Xinjiang skewers

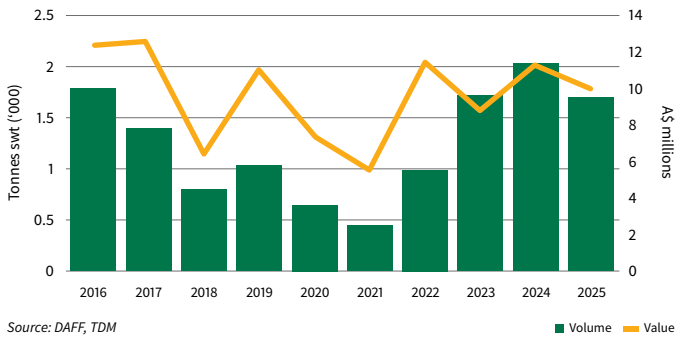


The Caribbean

GOATMEAT GLOBAL SNAPSHOT

- According to the FAO, the Caribbean region had a domestic goat flock of 3.5 million in 2024, producing 14,100 tonnes of goatmeat. Goatmeat is enjoyed across the region, often in the form of a traditional Indo-Caribbean goat curry served with roti, or in a roti wrap, which is a popular street-food.
- Haiti is the largest goatmeat producer in the Caribbean, with an estimated flock of 1.8 million head. Jamaica is the region's largest exporter, followed by Trinidad and Tobago (T&T). Although T&T accounts for a small share of the Caribbean goat flock at 0.4%, it is the region's largest goatmeat importer, with most volumes supplied by Australia.
- Australia has exported goatmeat to T&T for decades. In 2025, T&T remained the largest goatmeat market for Australian goatmeat in the Caribbean, with total exports of 1,928 tonnes swt. Australia also supplies several other Caribbean markets. Jamaica has been the fastest-growing market in the region since 2022, with exports reaching 1,320 tonnes swt in 2025. Supported by growth in Jamaica and other Caribbean markets, Australian goatmeat exports to the region reached a record 3,719 tonnes swt in 2025.

Australian exports to Trinidad & Tabago



- Australian goatmeat exports to T&T eased 4% year-on-year in 2025 but remained above the 10-year average. Despite the decline, 2025 was still the fifth-largest year on record for exports to the market, with export value approaching A\$10 million.
- T&T consumers have a preference for locally-produced, fresh goatmeat, with demand surging during cultural and religious festivals and celebrations. However, despite this preference, local production struggles to compete with imported products in terms of price and volume.



Australian Goat Product Guide

The *Australian Goat Product Guide* is a trade reference for international buyers sourcing Australian goatmeat. It makes the case for Australian product across five pillars: sustainability; animal welfare; traceability; range; and nutrition, with practical information including a full primal cut chart with HAM numbers, the AUS-MEAT category codes, a three-step ordering process, and a complete breakdown of export carton labelling.



Click or scan the QR code to read the *Australian Goat Product Guide*:

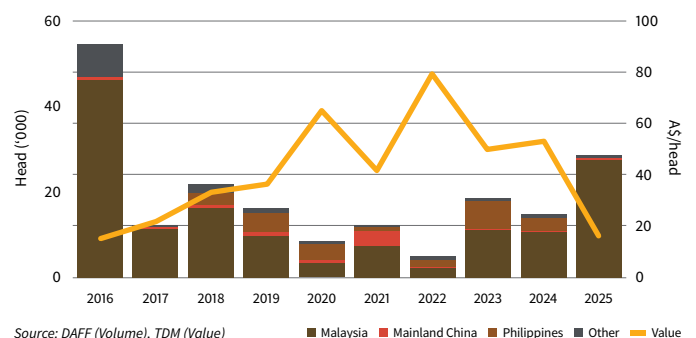


Live exports

GOATMEAT GLOBAL SNAPSHOT

- Australia's total live goat export volume lifted 112% in 2025, while total value increased 35% year-on-year to total A\$4.9 million.
- Demand for live goats is influenced by export prices as many markets are price-sensitive. However, price for slaughter goats tends to correlate more closely with sheep prices, as consumers often switch between the two species depending on price. Slaughter goat prices to Malaysia were lower than those for sheep, which favoured demand for goats.
- Malaysia has historically been Australia's top live goat export destination with a strong demand for slaughter animals. In recent years, China has been a key market for breeders.
- The increase in supply has made live goats more competitive compared to local animals and imported mutton, in-turn increasing volumes over the last two years. While consumers prefer goatmeat for its leanness, sheepmeat can be used interchangeably with goatmeat in many Malaysian dishes depending on price.
- As Australia's leading live goat export destination, Malaysia has a significant influence on total export volumes. In 2025, live goat exports to Malaysia lifted 214% year-on-year to 31,939 head, the highest volume since 2016. The increase in supply to the market contributed to a decline in average unit values, with the average price per animal falling from A\$174 in 2024 to A\$96 in 2025, broadly in line with 2016 levels.
- Mainland China has historically been the largest destination for Australian breeding goats. However, no shipments to Mainland China were recorded in 2025. As a result, Malaysia became the leading destination for breeding goats, with breeder animals accounting for 15% of total live goat exports. The higher proportion of slaughter animals in the overall export mix contributed to a 72% year-on-year decline in the average export price, which fell to A\$148/head.

Australian live goat exports





Market access

GOATMEAT GLOBAL SNAPSHOT

	Trade agreement	Import tariffs	Technical access
North America	US: Australia-United States Free Trade Agreement (AUSFTA) Canada: CP-TPP Mexico: CP-TPP	US: 10% temporary tariff Canada and Mexico: 0%	Mexico: Flat stacking of carcasses not permitted
Greater China	Mainland China: China-Australia Free Trade Agreement (ChAFTA) Taiwan: No free trade agreement	Mainland China: 0% Taiwan: NT\$11.30/kg or 15%, whichever is higher	N/A
Korea	Australia Free Trade Agreement (KAFTA)	0%	N/A
T&T	No free trade agreement	0% under common external tariff of the Caribbean Community (CARICOM CET)	N/A
Malaysia	ASEAN-Australia-New Zealand Free Trade Agreement (AANZFTA) and Malaysia-Australia Free Trade Agreement (MAFTA)	0%	Maintains import regulations in accordance with Halal requirements
UK	CP-TPP	Since 15 Dec 2024 under CP-TPP: 0%	No skin-on protocol

Source: World Trade Organization, Canada Border Services Agency, MLA, Customs Administration, DFAT, Customs Administration – Republic of China, St. Lucia Customs & Excise Department



Australian goatmeat

GOATMEAT GLOBAL SNAPSHOT

Volume (tonnes swt)		2025	% of total	2024	% of total	5-year average (2021–25)	% of total	Change 2025 vs 5-yr avg.	
								%	in tonnes swt/A\$
Storage	Chilled	5	0.01%	6	0.0%	9	0.02%	-42%	-4
	Frozen	61,551	100%	51,482	84%	37,554	100%	64%	23,997
	Total	61,556	100%	51,488	84%	37,562	100%	64%	23,994

Source: DAFF

Value (A\$ '000)		2025	2024	5-year average (2021–2025)	%	in A\$ '000
Total		464,573	364,024	313,195	48%	151,378

Source: TDM

Exports – volume (tonnes swt)	2025	% of total	2024	% of total	5-year average	% of total	%	in tonnes swt/A\$
US	29,649	48%	27,559	45%	19,356	52%	53%	10,293
Mainland China	5,365	9%	5,161	8%	3,544	9%	51%	1,821
Korea	10,638	17%	5,994	10%	6,231	17%	71%	4,407
Taiwan	3,287	5%	2,591	4%	2,380	6%	38%	907
Trinidad & Tobago	1,928	3%	2,008	3%	1,410	4%	37%	518
Canada	4,973	8%	2,632	4%	2,239	6%	122%	2,734
Other	5,716	9%	5,543	9%	2,402	6%	138%	3,314

Source: DAFF

Exports – value (A\$ '000)	2025	% of total	2024	% of total	5-year average	% of total	%	in tonnes swt/A\$
US	215,388	46%	188,252	52%	164,046	52%	31%	51,342
Korea	99,101	21%	73,554	20%	62,240	20%	59%	36,861
Mainland China	34,551	7%	33,754	9%	23,338	7%	48%	11,213
Taiwan	20,688	5%	14,954	4%	15,116	5%	37%	5,572
Canada	44,257	10%	20,042	6%	21,280	7%	108%	22,977
Trinidad & Tobago	9,894	2%	11,178	3%	9,279	3%	7%	615
Other	40,695	9%	22,290	6%	17,896	6%	127%	22,799

Source: TDM

Live goat exports total		2025	% of total	2024	% of total	5-year average	% of total	%	in tonnes swt/A\$
Total volume in head		31,204		14,749		16,229		92%	14,975
Total value A\$ '000		4,887		7,492		5,617		-13%	730
Malaysia	volume in head	30,050	96%	10,632	72%	12,268	76%	-13%	17,782
	value A\$ '000	3,069	63%	1,766	24%	1,971	35%	-10%	1,098

Source: DAFF (volume), TDM (value)